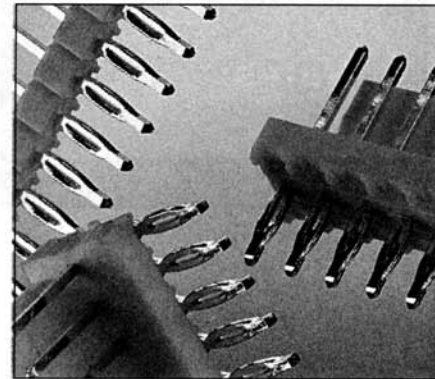


Mas-Con®

ITW Pancon

Press-In Header in Press-In technique



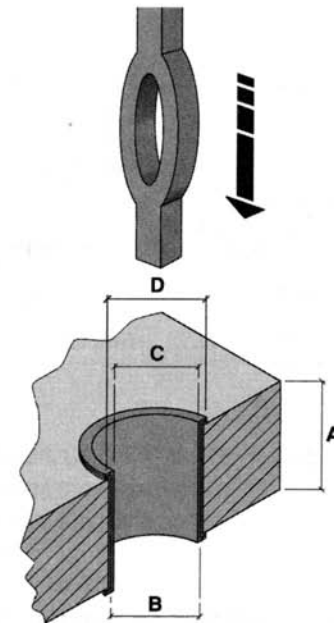
Features of the Press-In Technique

- Contact design of compliant pin: Eye-of-the-needle
- Two beams for unidirectional flexing
- Male Connections with right angle and straight pins
- Termination tools

- Gas tight connection, resistant for gas, corrosion and vibration
- Low contact resistance
- No thermal load on PCIs
- Visible wiring
- Part loaded possible
- No "dry" joints

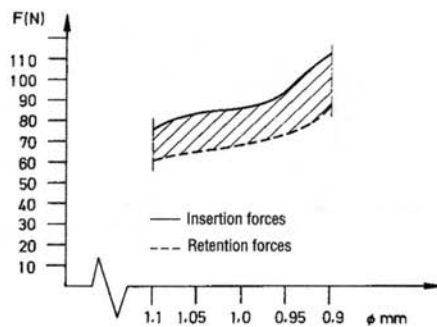
Press-fit technique

P.C.B thickness	A	1,6 – 3,2 mm
drill size	B	1,15 ^{±0.03} mm
finished hole size	C	0,94 – 1,09 mm
complete	D	1,65 mm
copper		25 – 76µm
tin-lead		5 – 15 µm min.




Insertion and retention Forces – for various drill sizes –

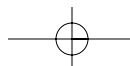

(Forces initially in board of 1,6 – 3,2 mm thickness)



MINIMUM (Ø 0,94 mm)



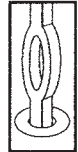
MAXIMUM (Ø 1,09 mm)




**Series MF/ML/MP
100 Press-in**

**RoHS
Compliant**

**2.54 mm
.100"**

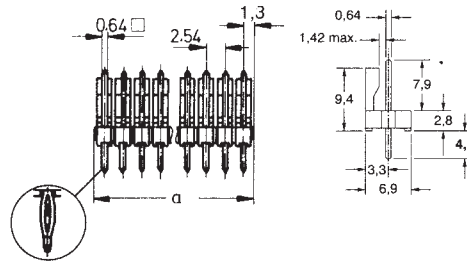


2.54 mm Headers with Locking and Polarizing available in 2 to 36 circuits

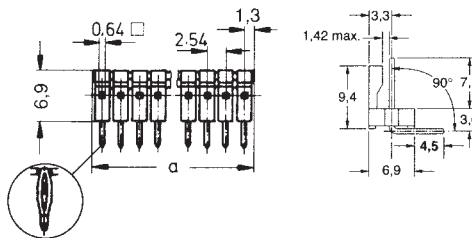


- A** 2 to 12 and 14 circuits, not breakable
- B** All other circuits breakable

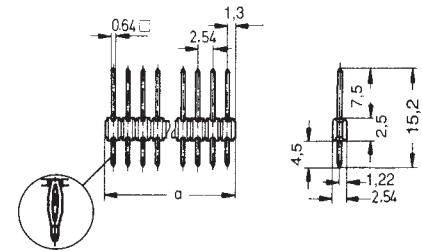
MLSP100...
Straight with Locking
and Tab Polarization



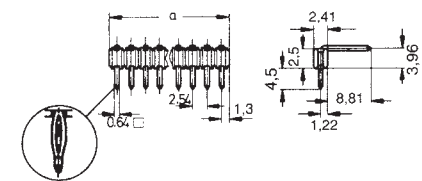
MLAP100...
Angled Locking
and Tab Polarizing



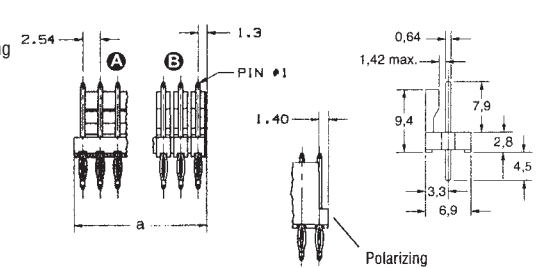
MFSP100...
Straight



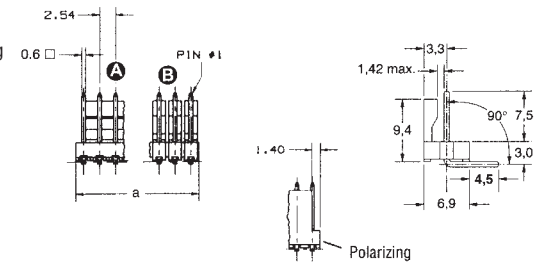
MFAP100...²⁾
Angled



MPSP100...
Straight Polarizing
and Locking



MPAP100...
Angled Polarizing
and Locking



Dimensions

	2	3	4	5	6	7	8	9	10	11	12	13	14	15	16	17	18	19	20	21	22	23	24	25	26	27	28	29	30	31	32	33	34	35	36
a	5,08	7,62	10,16	12,70	15,24	17,78	20,32	22,86	25,40	27,94	30,48	33,02	35,56	38,10	40,64	43,18	45,72	48,26	50,80	53,34	55,88	58,42	60,96	63,50	66,04	68,58	71,12	73,66	76,20	78,74	81,28	83,82	86,36	88,90	91,44
	A Not Breakable											B Breakable																							

Part Number

No. of Circuits 2, 3, 4, 5, 6, 7, 8, 9, 10, 11, 12, 13, 14, 15, 16, 17, 18, 19, 20, 21, 22, 23, 24, 25, 26, 27, 28, 29, 30, 31, 32, 33, 34, 35, 36					
Description					
Straight	Straight Locking and Tab Polarizing	Straight Polarizing	Angled	Angles Locking and Tab Polarizing	Angled Polarizing
MFSP100-□□	MLSP100-□□	MPSP100-□□	MFAP100-□□	MLAP100-□□	MPAP100-□□

Contact Factory for Availability